



Theatre 3 Technical Specifications

Updated 27/07/2019 – Draft 7

Technical Director: Joel Edmondson

Phone Number: 0419 632 385

Email: TechManager@canberrarep.org.au

Venue:

Phone number: 02 6257 1950

Website: canberrarep.org.au

Contents

Stage and Auditorium.....	4
Stage	4
Bump in Restrictions.....	4
Auditorium	4
Orchestra Pit	4
Drapery	5
Access Equipment.....	5
Staging Units / Rostra	5
Stage Covers.....	5
Stage Traps.....	5
Loading Dock	6
Lighting	6
Positions.....	6
Control	6
Dimmer Racks.....	6
House Lights	7
Stage Luminaries	7
Patching	8
Power.....	8
Cabling	8
Audio	8
Control and Amplification	8
Speakers.....	9
Sources.....	9
Patching	9
Cabling	9
Multimedia Visual	9
Projectors (Hire charges apply)	9
Screens (Hire charges apply)	9
Television Displays.....	9
AV Playback Equipment	9
Cabling	10
Backstage	10

Stage Management	10
Dressing Rooms	11
Green Room	11
Laundry / Wardrobe	11
Production Facilities	11
Stage Door.....	11
Additional Facilities & Information	11
Orchestral.....	11
Parking	11
Staffing.....	12
Appendix A: Stage Services.....	13
Appendix B: Lighting Patch Outlets	14
Appendix C: Stage Plan & Dressing Room Plan.....	15
Appendix D: Parking & Site Plan.....	16

Stage and Auditorium

Stage

Brief Description:

Unraked stage with revolve and overhead grid. Wood underfloor covered with Masonite sheets. Screwing into surface permitted but larger holes to be authorised by head venue technician on duty.

Stage distributed load limit: **TBC**

Stage point load limit: **TBC**

Stage rake: None

Proscenium:

False proscenium at 1.3m from the back of the stage, 4.2m above stage level

Stage Dimensions:

Max: 16.6m wide x 11m deep, 4.2m high

Stage to underside of grid: 5m

Setting Line:

1.3m from the front of the stage

Overhead obstructions:

Mobile gantry at 3.4m above stage level.

Air conditioning ducts at 4.2m above stage level, extending 1.7m out from P & OP walls

Bump in Restrictions

Sets can be constructed and painted on site, please allow enough time in your booking to allow for you to finish your set build.

Sets must meet safety requirements, and be approved by head venue technician on duty before audience is permitted entry.

Moving of lighting bars can only be completed by the venue technical director.

Auditorium

Racked single level seating.

The auditorium is made up of 7 rows of fixed seats, and 1 row of removable seats, seats are removable in pairs for accommodating wheelchairs. H26/27, H1/2, H14/15 are also removable in pairs for servicing the follow spots, or adding live operating positions in the back row.

Maximum seating capacity: 188

Orchestra Pit

None Available

Draperies

Type	Material	Colour	Width	Height	Quantity
House Curtain		Pink			1
Borders	Velvet	Black	5.5m	1.2m	6
	Velvet	Black	5.5m	1.8m	3
	Wool ‡	Black	13.5m	0.63m	3
	Wool ‡	Black	12m	1.1m	1
	Wool ‡	Black	6.5m	0.68m	2
	Wool ‡	Black	13.5m	0.63m	2
Legs	Wool ‡	Black	2.5m	4.5m	6
	Velvet	Black	2.5m	4.5m	6
Cyclorama	Plastic	White*	12.2m	4.5m	1
Scrim	Sharks Tooth	Black	12m	4.5m	1
	Sharks Tooth**	Black	12m	4m	1
	Sharks Tooth	White	12.2m	4.4m	1
Tabs / Smother	Wool ‡	Black	7.5m	4.5m	2
	Velvet	Black	7.5m	4.5m	2
Tabs	Double Knit Gauze	White	4.4m	6.8m	2
	Double Knit Gauze	White	4.3m	5.6m	1
Backdrops	Details can be found on our website, canberrarep.org.au/content/backdrops				

* Originally white, the plastic has become discoloured with age, but remains consistent

** No rigging or ties attached

‡ Not available for offsite hire

Access Equipment

Gantry

Full theatre travel, bio boxes to false proscenium
10.7m width

Ladders

2 x 3.6m fibreglass platform ladders
Various others available by request

Staging Units / Rostra

Make/Material	Width	Length	Quantity	Heights	Quantity*
Wood	1.2m	2.4m	??	30cm	??
				60cm	??
				1m	??
				1.2m	??
Wood	1m	1m	??		

*Legs / Bases enough to build this many complete units

Stage Covers

None Available

Stage Traps

None Available

Loading Dock

Access via cobblestone car park off Repertory Ln, Max clearance 3.5m

Loading Door dimensions: 4.2m high, 1.5m wide

Lighting

Positions

Most bars can be moved, each bar is in halves that can be moved independently

With the false proscenium at the back of the stage, all measurements are made forward of this line

Grid Plan

Bar #	Standard (centre) bar position	Min distance from False Proscenium	Max distance from False Proscenium	
Proscenium LX	-0.8m	-0.8m	-0.8m	Cyc Lighting/Backstage lighting
False Proscenium	0.1m	0.1m	0.1m	Cyclorama/Blacks
0	0.1m	0.1m	2.9m	
1	3m	1.8m	4.2m	
2	5.24m	4.04m	6.44m	
3	7.4m	6.2m	8.6m	
4	9.22m	8.02m	10.42m	
5	11.05m	9.85m	12.25m	
6	13.2m	12m	14.4m	
7	15.2m	14m	16.4m	

Moving of lighting bars can only be completed by the venue technical director.

Centre bar: extends up the centre line of the stage, 1m from the false proscenium at the upstage end, to 7.1m from the false proscenium at the downstage end. This bar is not moveable.

Perches:

Perches are vertical bars fixed to the auditorium wall, on both left and right sides of the stage, perches extend up 1.9m.

The FOH perches are 1.6m in front of the setting line and 2.4m above stage level

The side stage perches are 5.3m from the setting line and 1.6m above stage level.

Control

Available Positions: LX Control Booth (OP Side Auditorium), other positions as required

Lighting desk: MA Lighting GrandMA 2 On-PC Command Wing

Output Parameters: 1024

Signal distribution: Single stream DMX

Signal output: DMX512

Data distribution: DMX run to patch room, single DMX to centre of revolve at grid level

Dimmer Racks

Standard Total Dimmers: 72

Dimmer Locations: LX Patch Room (Behind LX Bio)

4 x 2.4Kw Dimmer Racks Jands Roadpack Digital
 1 x 2.4Kw 24ch Infrastructure dimmer
 Max load per phase (distributed): 80amps
 Additional Dimmer packs available (Hire charges apply)
 1 x 2.4Kw 12ch Dimmer Rack ???
 2 x 3.6Kw 6ch Dimmer Rack ???

Portable 2ch dimmer, with wireless DMX receiver available by request

2 x Single channel dimmers attached to follow spots, with local, remote (attached to follow spot control arm), and DMX control options.

House Lights

Independent control: No
 Control positions: From console (two dimmer channels required)
 Fade time adjustable: Yes

Stage Luminaries

Profiles

Make	Model	Angle	Detail /Accessories	Wattage	Count
Selecon	Acclaim Axial Zoomspot	18 – 34	6 gobo holders	600w	4
Selecon	Acclaim Axial Zoomspot	24 – 44		600w	8
Prolite	PR7 – ZPM	15 – 25	6 gobo holders	600w	8
Prolite	PR7 – ZPW	22 – 45		600w	4
Strand	T64	?? – 22	2 gobo holders	1000w	4
Strand	Patt 813	22 – 35		650w	8
Strand	Patt 23	20		650w	11

Fresnel's

Make	Model	Detail /Accessories	Wattage	Count
Selecon	Acclaim F	24 Barn doors	650w	24
Strand	Patt 803	Fitted barn doors	650w	3
Strand	Patt 123	12 barn doors	650w	10
Strand	Patt 743	12 barn doors	1000w	11
Strand	Harmony	4 barn doors	1000w	4
CCT	Starlette	6 barn doors	1000w	6

PC

Make	Model	Detail /Accessories	Wattage	Count
Selecon	Acclaim PC	4 barn doors	650w	4

Par Cans

Make	Model	Angle	Detail /Accessories	Wattage	Count
	LED-Par36		RGB LED Mini Par 4ch DMX		13

Wash

Make	Model	Detail /Accessories	Wattage	Count
Selecon	HUI 4	(4) cells per unit	500w/ce II	6

		LED Bar/Strobe		1
--	--	----------------	--	---

Movers

Make	Model	Control Channels	Detail /Accessories	Watt	Count
None Available					

Follow Spots (Additional Hire Charges Apply)

Make	Model	Angle	Detail /Accessories	Wattage	Count
LDR	Canto 1200TH MK2	8 – 22		1200w	2

Additional Lighting

Item	Make	Model	Detail /Accessories	Wattage	Count
Mirror Ball		30cm	30cm diameter ball with motor		1
Smoke Machine	Jem	Fogger MkIII			2

Patching

12 Circuits per bar, 3 circuits per perch at FoH, 6 circuits per perch backstage, 6 circuits for the centre bar, and 6 circuits in the upstage cupboard.

A cross patch for 3 circuits is available between the OP side stage perch, and the upstage cupboard.

Power patching to the revolve dips via upstage cupboard, 1 circuit.

Power

4 x 10amp GPO power (White) available at stage level, double power points located in traps at edges of stage, 2 circuits.

2 x 10amp GPO power (White) upstage cupboard.

4 x Blues power (Blue) available at stage level, double power points located in traps at edges of stage, to be used for backstage safety lighting.

1 x 32amp 3phase upstage OP.

Refer to attached Stage Services layout.

1 double GPO in patch panel

4 double 'Switched Practical' GPOs in patch panel, individually switched from LX bio box, can be switched during performance (eg. For use with smoke machines).

9 single 'Dimmed Practical' power outlets in patch panel, power input from dimmer channel, individually switched from LX bio box.

Cabling

Various lengths up to 10m available

Audio

Control and Amplification

Available Positions: Sound Control Booth (P Side Auditorium)
Auditorium back row centre: typical hold 8 seats.
Other positions as required.

Sound desk: SoundCraft SI Impact

System Processing: Various Graphic EQs, 31 band, total 8ch

Amplifiers: Various Amplifiers, total 14ch

Speakers

8 fixed speaker positions including FOH

- 2x FOH passive
- 2x Side Stage (can double as foldback)passive
- 2x Side Auditorium passive
- 2x Rear Auditorium passive

6 portable passive speakers (various sizes in pairs)

1 portable active speaker

Sources

Playback: CD Players, Denon DCD-615, E-Tunes Supplies CDX-3 (one dead controller channel)

Computer: QLab 4 with Audio licence, standard configuration includes 16 feeds to sound desk

Microphones: Available on request

Wireless Microphones: None available

Accessories: Microphone stands and other accessories available on request.

Patching

Microphone and 2 wire XLR Return patch points in traps at edge of stage, refer to attached Stage Services layout.

NL2 Speakon patch points at each of the fixed speaker positions (Except auditorium rear speakers).

Cabling

Audio Cable XLR cables, various lengths

Soundcraft Mini Stagebox 32R available on request, with Ethernet cabling up to 10m

Multimedia Visual

Projectors (Hire charges apply)

Make & Model	Native Resolution	Available Inputs
NEC NP1000	1024x768	VGA, DVI, Component, Composite
NEC VT770	1024x768	VGA, Component, Composite

Screens (Hire charges apply)

Size	Front/Rear projection	Other Notes
375cm	Front Projection	4:3 Aspect, Ceiling Rig, Electric, Remote Control
260cm	Front Projection	4:3 Aspect, Ceiling Rig, Manual
TBA	Front Projection	4:3 Aspect, Floor Stand

Television Displays

Make & Model	Size	Other Detail	Count
Sony PVM-95E	12"	Black & White CRT, CVBS 2ch	13
Sony LMD-1410	14"	Colour LCD, CVBS 2ch	4
Soniq QV150L/2	15"	Colour LCD, CVBS	1

AV Playback Equipment

QLab 4, not licensed for video, licence can be provided upon request, will incur a cost.

VHS/DVD Player available upon request.

Cabling

VGA cables various lengths

HDMI over Ethernet converters available

Ethernet cables various lengths

VGA & Composite to HDMI upscalers available

Composite cables various lengths

Composite & Ethernet video links available throughout theatre.

HDMI cables up to 2m available

Backstage

Stage Management

Stage managers desk, Off Prompt upstage corner. The desk can be moved to Prompt side stage, or into the green room. The desk is fitted with a light and multi-view stage view displays.

Talkback, Master unit Jands EziCom E400, 4 loops (Sound Bio), Submaster Jands EziCom E200, 2 loops (Lighting Bio)

Total sub stations 6

Total headsets 9 (including 1 dedicated to sound, 1 dedicated to lighting)

*Allow for a sub station and headset to be allocated to the SM position

Talkback patching locations:

SM OP

SM P

Follow Spots x2

LX Bio

Production Point

Foyer, behind bar

Intercom

AlPhone intercom system, phone positions:

SM OP

SM P

LX Bio

Sound Bio

Foyer

Dressing Room 1

Dressing Room 2

Paging / Show relay

Paging system is not available

Show relay is distributed to both dressing rooms, Lighting, Sound, and the foyer

Stage View

TV's set-up in green room, foyer, SM position, lighting and sound, fed by main stage camera, located centre above back row.

Additional camera feeds to SM position, low light camera above back row beside Sound bio, Foyer Box office, Foyer Bar & Outer foyer.

Additional cameras available upon request

Additional TV's available, will incur additional cost

Cue Light System

4 Channel master station

4 outstations

Dressing Rooms

Room	Capacity	Toilets	Shower
Change Room 1	4	Yes	Yes
Change Room 2	6	Yes	Access via Change Room 1
Green Room	16	Access Via Change Rooms	Access via Change Room 1

Green Room

Tea / Coffee facilities: Kettle available

Fridge / freezer Fridge / Freezer combo available

Microwave Yes

Running water Hot & Cole available in Change Rooms

Laundry / Wardrobe

Washing Machines 1 available in change room 1

Dryers 1 available in change room 1

Iron / ironing board 2

Clothes racks Mobile and fixed racks in dressing rooms and green room

Production Facilities

Production desk, a production desk can be setup in the middle of D row, accommodates up to 4 people, to use during rehearsals and plotting, with access to double power, double data, and a talkback patch. DMX and audio can be patched via the Ethernet data ports.

Production Office, None available

Phone, Available at Box Office

Fax, None available

Internet access, None available

Stage Door

Stage door is located at the back of the theatre, the door connects directly to the green room.

Additional Facilities & Information

Orchestral

Upright piano is available upon request, stage level only.

Parking

Parking beside the building in-front of the annex is reserved for Canberra Repertory staff only, there cannot be more than 2 cars parked here during performances, the stage manager may park here if outside of business hours.

Parking at the rear of the building can be used for Cast & Crew.

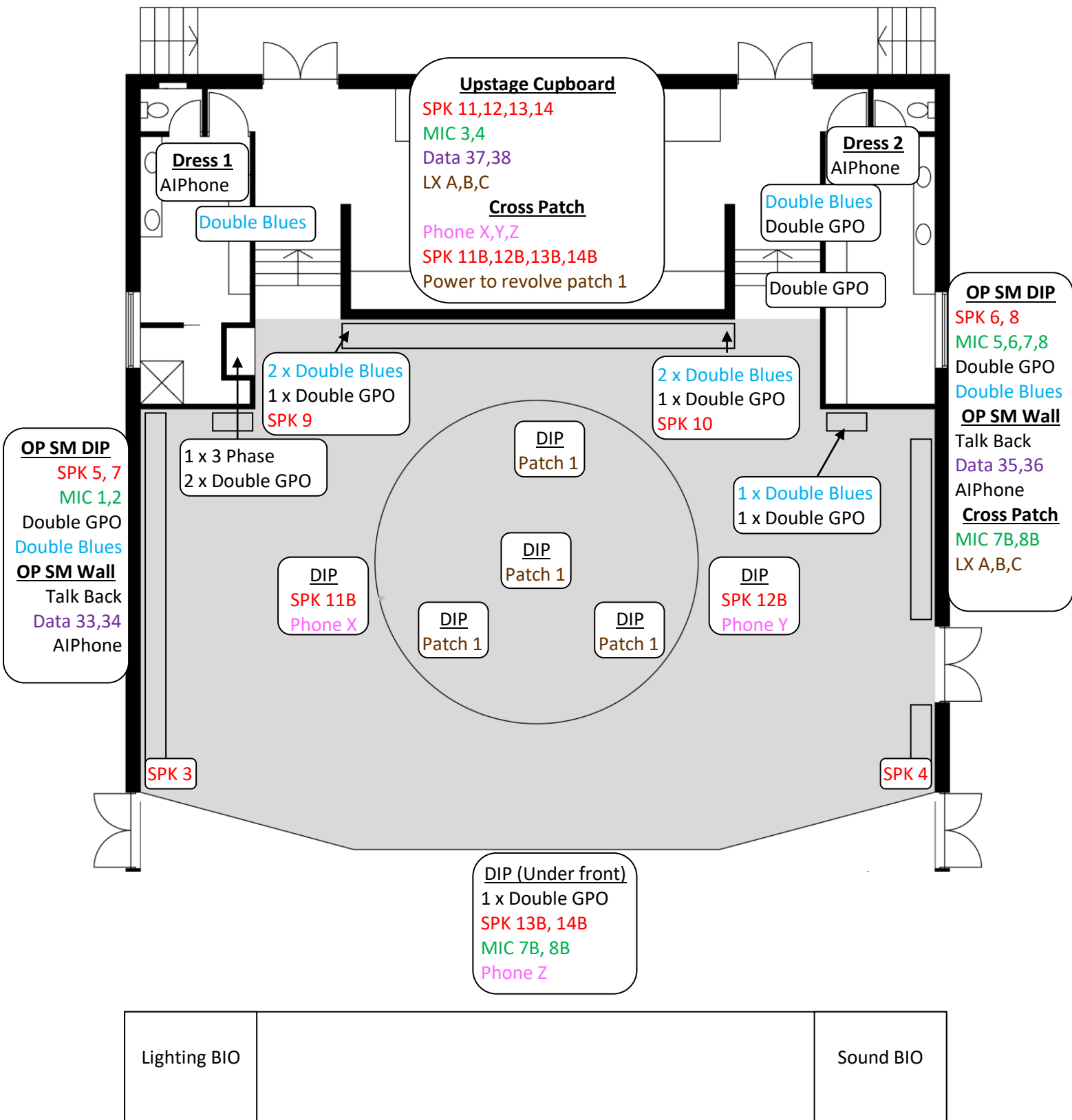
Staffing

Technical minimum staffing levels are:

1 x Venue Technician

A front of house manager must be on duty during performances, this person can be provided by the hirer, if the hirer is unable to provide a front of house manager, the venue will provide one at additional cost.

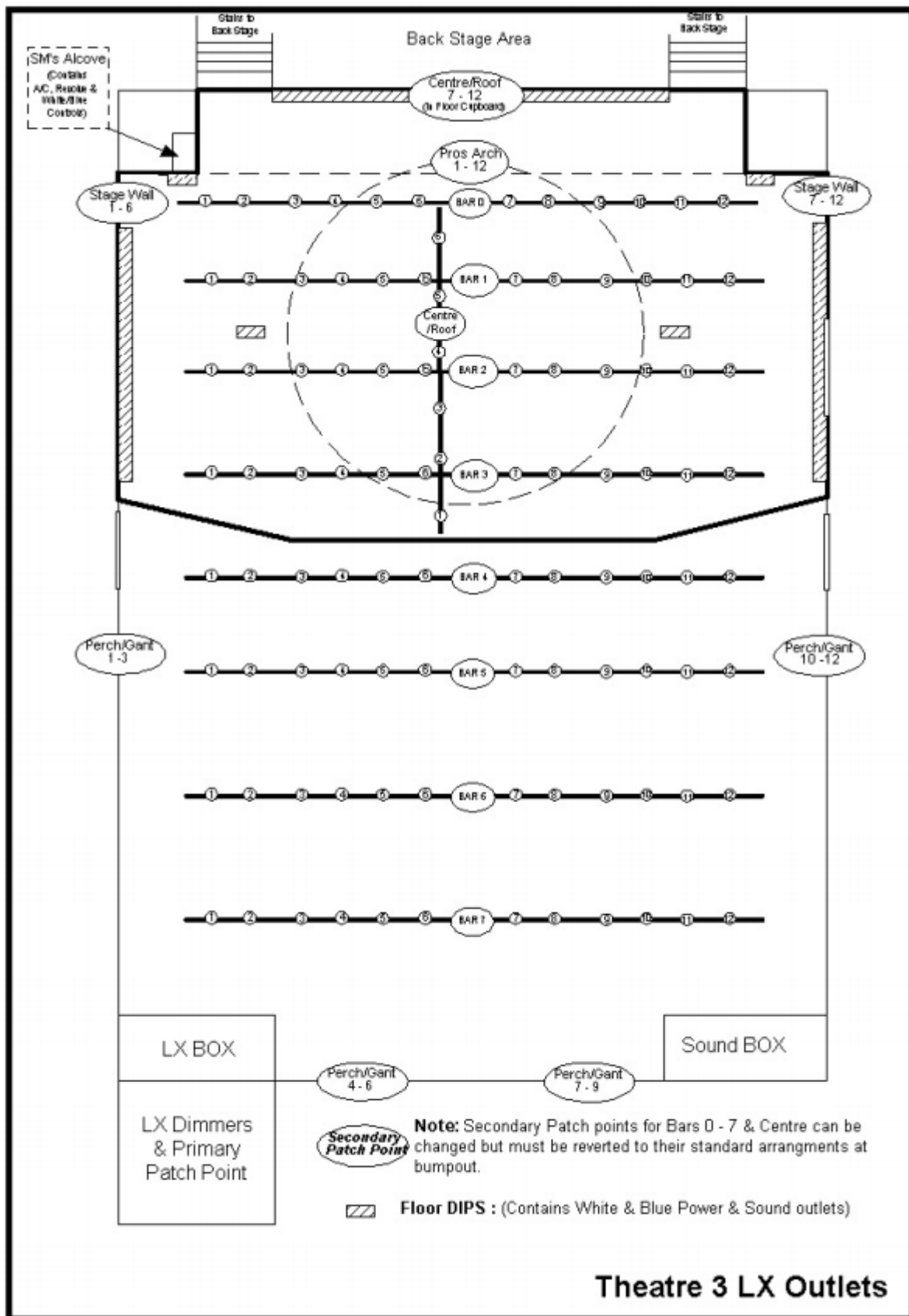
Appendix A: Stage Services



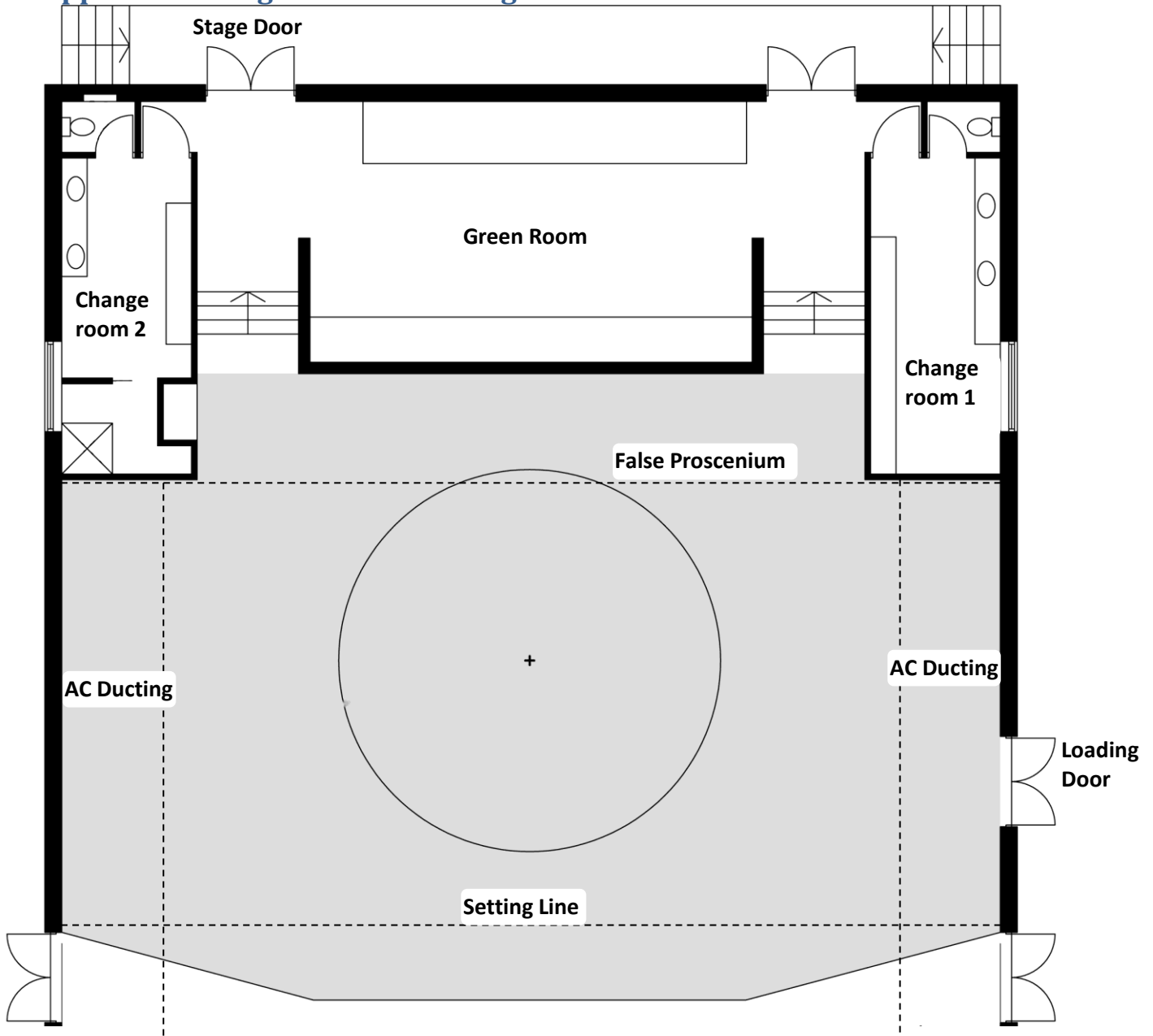
KEY

- Blues Lighting
- GPO
- LX Patch
- 4 wire phone (600 Series terminated)
- Speaker
- Microphone
- Comms/A-Phone (Intercom)
- Ethernet

Appendix B: Lighting Patch Outlets



Appendix C: Stage Plan & Dressing Room Plan



Appendix D: Parking & Site Plan

